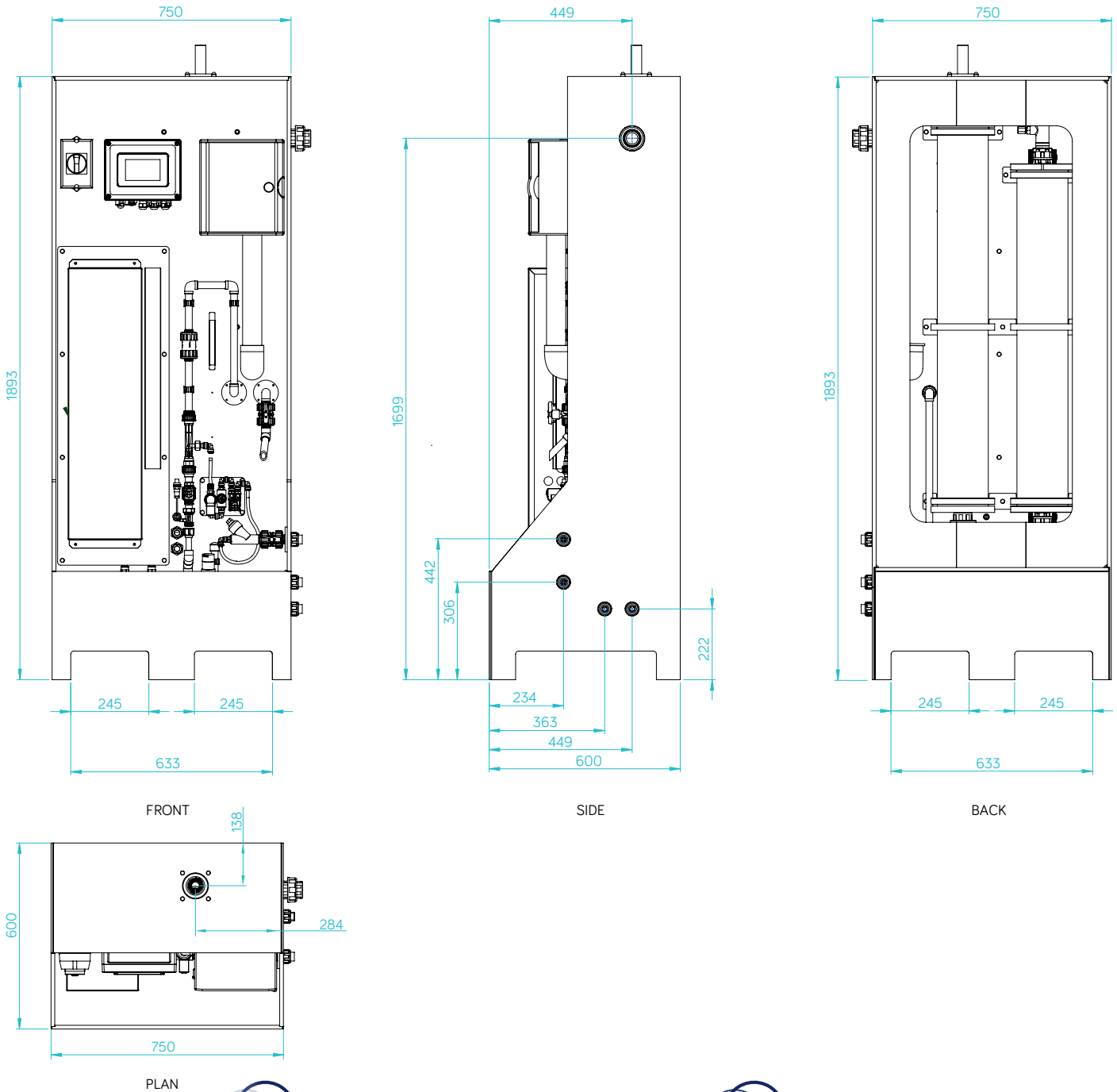


# HYPROLYSER<sup>®</sup> iSEC<sup>®</sup>-3 MODULAR 250-2000

## IN-SITU SODIUM HYPOCHLORITE GENERATION SYSTEM

### Dimensions



## Features

### Control

- No external zoning requirements (ATEX/DSEAR)
- Water cooled IP54 power supply unit
- Eco Salt/Auto/Soft start operation modes
- Electrolyser CIP facility
- Precise volumetric softened water & volumetric vacuum brine feed
- Advance multi-point temperature monitoring & auto-control compensation

- Volumetric airflow dilution monitoring
- Alarm & event logs
- Service reminders
- Live process & IO mimics

### Inputs

- External tank level control
- Remote inhibit
- E-Stop
- Batch control
- Site water meter

### Outputs

- Alarm signal contact
- Programmable relay output
- Modbus RTU/TCP
- VNC
- Email alerts
- MQTT

## Specifications

Product Output (Approx.)		250	500	1000	2000
Cl <sub>2</sub> capacity	g/h	250	500	1000	2000
Cl <sub>2</sub> concentration	g/L	6 ±0.5			
NaClO solution	L/h	42	84	167	334
<b>Inlet Water Specification*</b>					
Pressure	MPa	0.2 - 0.5			
Temperature	°C	8 - 23*			
Hardness (CaCO <sub>3</sub> )	mg/L	< 20			
<b>Environmental</b>					
Protection class	IP	54 (Indoor use)			
Ambient temperature	°C	5 - 40			
Humidity	% RH	90 (non-condensing)			
<b>Electrical Data**</b>					
Supply voltage	V~	110-230V~	230V~/400V 3N~	400V 3N~	
Frequency	Hz	50 - 60			
Max. rated power	kVA	1.6	3.2	5.5	11
<b>Consumption</b>					
Power (kWh/kg Cl <sub>2</sub> )	kWh	4.0 - 6.0			
Salt (kg/kg Cl <sub>2</sub> )	Kg	3.0 - 3.5			
<b>Connections</b>					
Water inlet	-	½" / 20mm			
Brine inlet	-	½" / 20mm			
Air blower duct inlet	-	2" / 63mm			
Drain/CIP Inlet	-	½" / 20mm			
Drain/CIP outlet	-	½" / 20mm			
Product outlet	-	1 ½" / 50mm			
Vent outlet	-	2" / 63mm			
<b>Size Data</b>					
Weight	Kg	120	130	142	165
Dimensions	mm	1893H x 750W x 600D			

\*Output automatically de-rated above 23°C  
 \*\*More voltage options available upon request

Unit 3a Newhouse Road,  
 Huncoat Business Park,  
 Accrington, Lancashire BB5 6NT

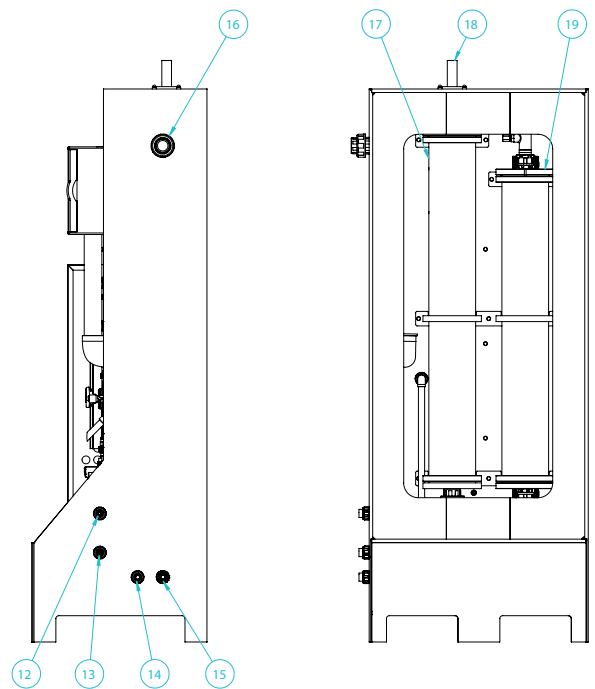
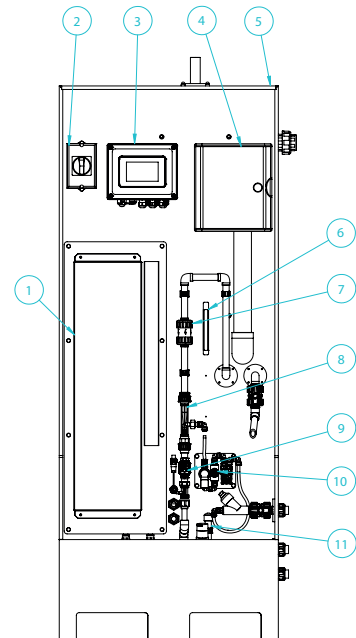
Gaffey Technical Services Ltd.  
 call +44 (0)1254 350180  
[gaffeytechnology.com](http://gaffeytechnology.com)

a member of

**BRITISH WATER**



Certificate No: 236922019



## Schematics

Item	Feature Equipment	Item	Feature Equipment
1	Power Supply Enclosure	11	Bund Switch
2	Isolater	12	Brine Inlet
3	Control Panel	13	Soft Water Inlet
4	Air Blower	14	Electrolyser Drain / CIP Inlet
5	Skid Cabinet	15	Degassing Column Drain / CIP Outlet
6	Status Indicator LED	16	Product Outlet
7	Non Return Valve	17	Degassing Column
8	Venturi	18	Ventilation Outlet
9	Water Metering	19	Electrolyser
10	Brine Metering		